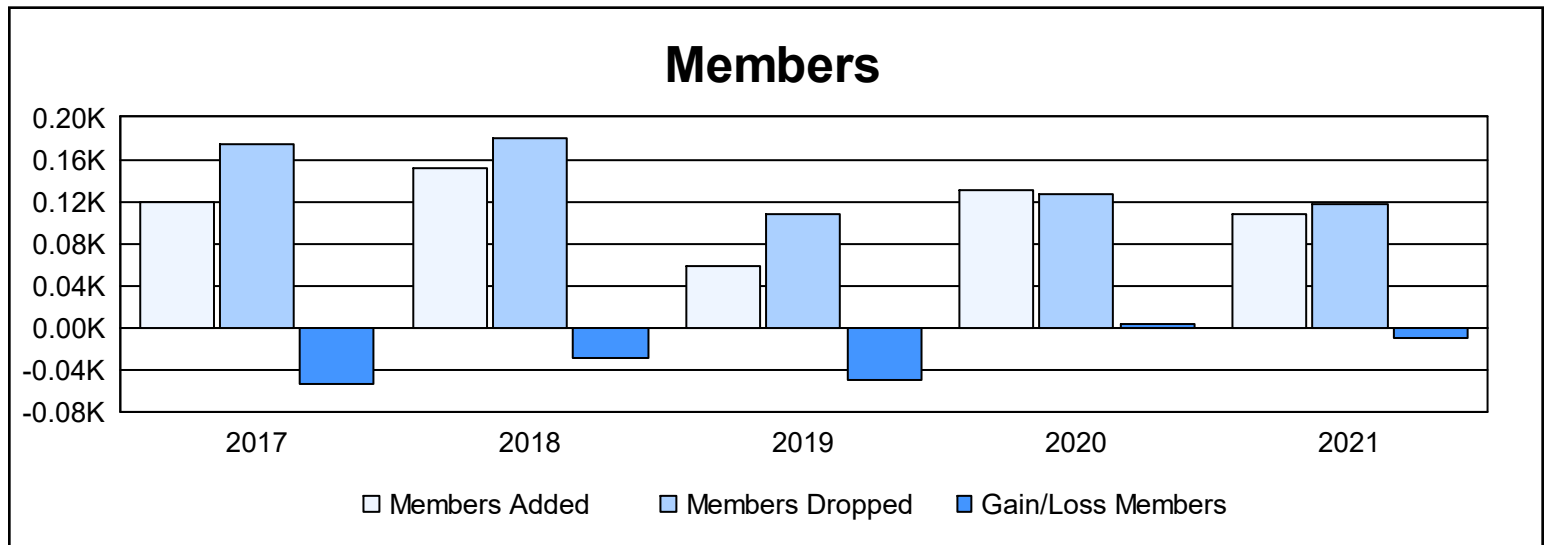
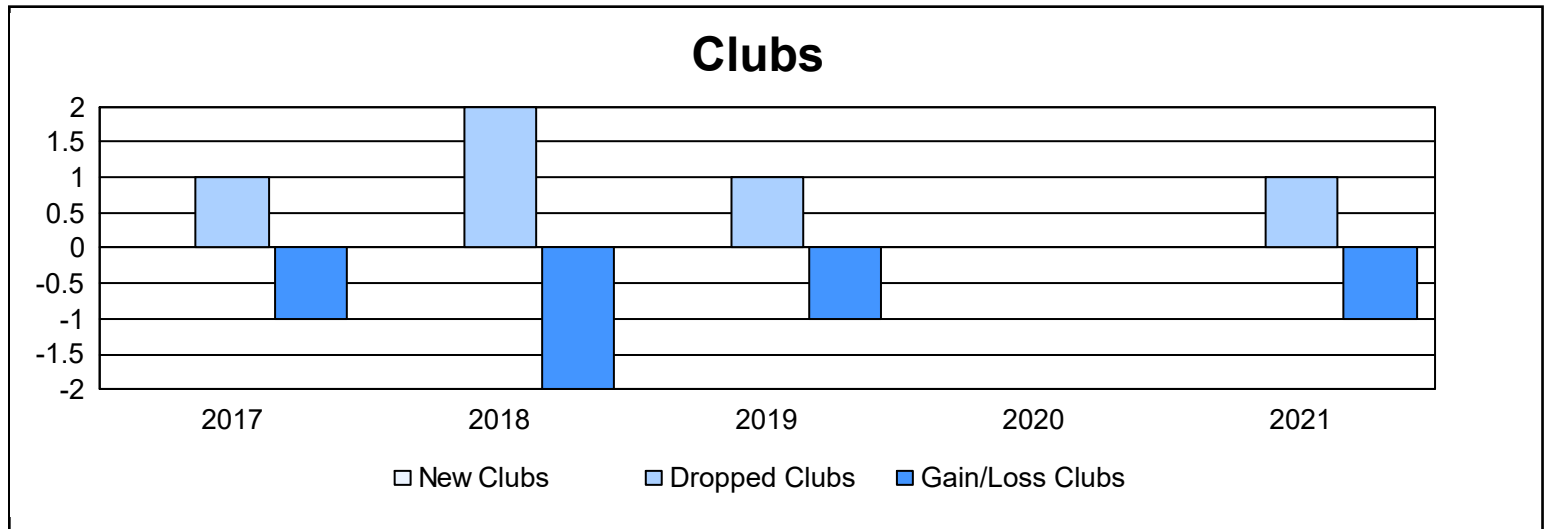
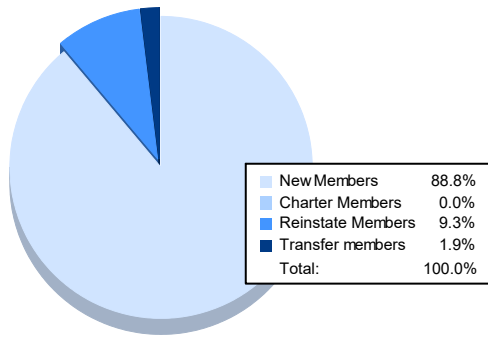


| Year           | New Clubs | Dropped Clubs | Gain/ Loss Clubs | New Members | Charter Members | Reinstate Members | Transfer Members | Total Member Added | Total Members Dropped | Gain/ Loss Members |
|----------------|-----------|---------------|------------------|-------------|-----------------|-------------------|------------------|--------------------|-----------------------|--------------------|
| 2016-2017      | 0         | 1             | -1               | 110         | 0               | 8                 | 2                | 120                | 174                   | -54                |
| 2017-2018      | 0         | 2             | -2               | 136         | 0               | 10                | 5                | 151                | 180                   | -29                |
| 2018-2019      | 0         | 1             | -1               | 48          | 0               | 8                 | 2                | 58                 | 108                   | -50                |
| 2019-2020      | 0         | 0             | 0                | 120         | 0               | 9                 | 1                | 130                | 126                   | 4                  |
| 2020-2021      | 0         | 1             | -1               | 95          | 0               | 10                | 2                | 107                | 117                   | -10                |
| <b>Average</b> | <b>0</b>  | <b>1</b>      | <b>-1</b>        | <b>102</b>  | <b>0</b>        | <b>9</b>          | <b>2</b>         | <b>113</b>         | <b>141</b>            | <b>-28</b>         |



### Membership Composition June 2021 Cumulative



### Gender Composition June 2021 Cumulative

